

CSL 1000 SPECIALTY CHEESE PORTIONING

LTD

Specialty Cheese Portioning System

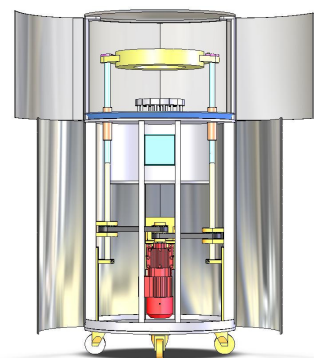
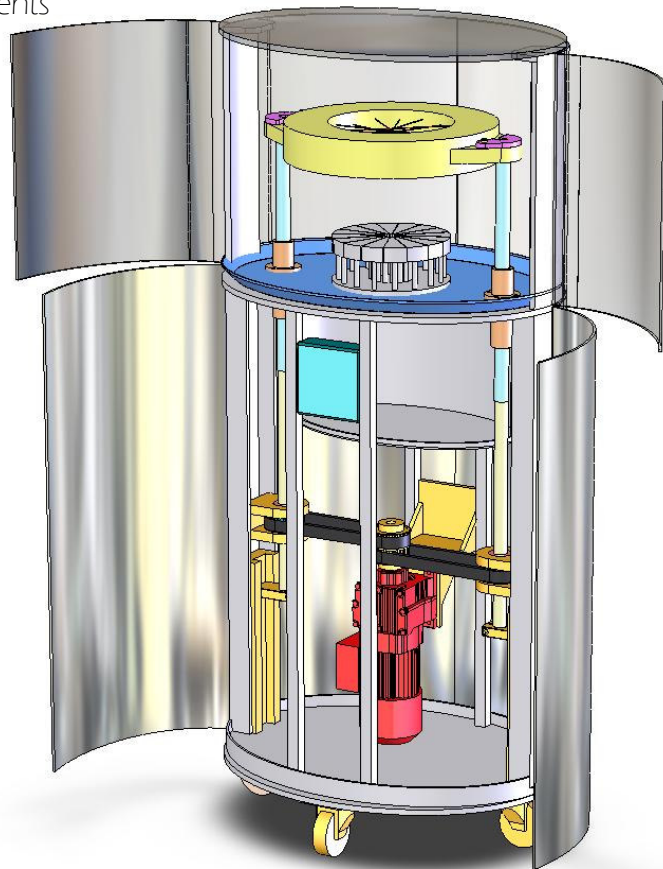
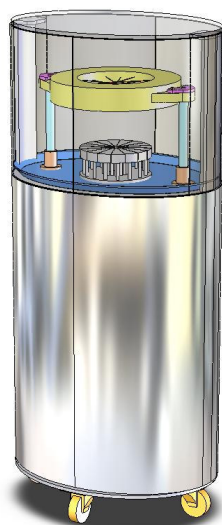
- System for portioning round blocks of specialty hard and soft cheeses
- Cut portion dimensions to suite customers requirements
- Stainless steel and engineering plastics construction
- Quick change cutting head and anvil
- Simple Intrinsically safe operation
- Double ball screw actuated
- Adjustable cutting speeds
- Touch screen operation

Machine Features

- **Safety**
Guarding to AS4024-1
- **Personnel**
Single operator
- **Cleaning**
Quick release components
Easy cleaning access
Wash Down

Machine Dimensions

- **Length**
760mm
- **Width**
560mm
- **Height**
1700mm



CSL 1000 SPECIALTY CHEESE PORTIONING